

# Creation Order Game

Materials:

- Pattern; one per team
- 1 dice
- Scissors

Review the Scripture Creation account with the students. See Lesson 1 Focus.


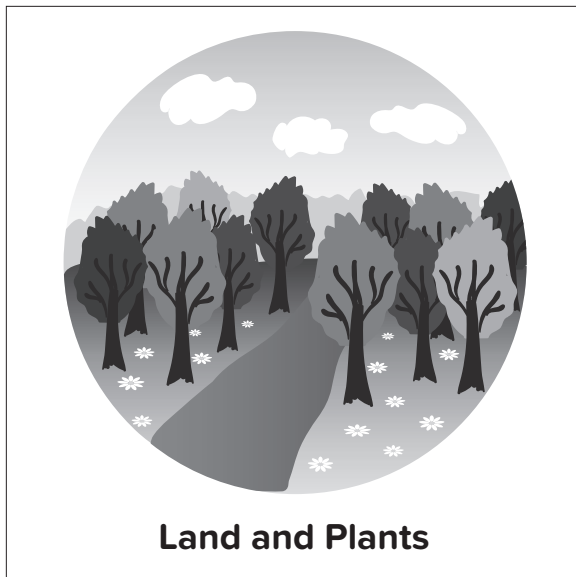
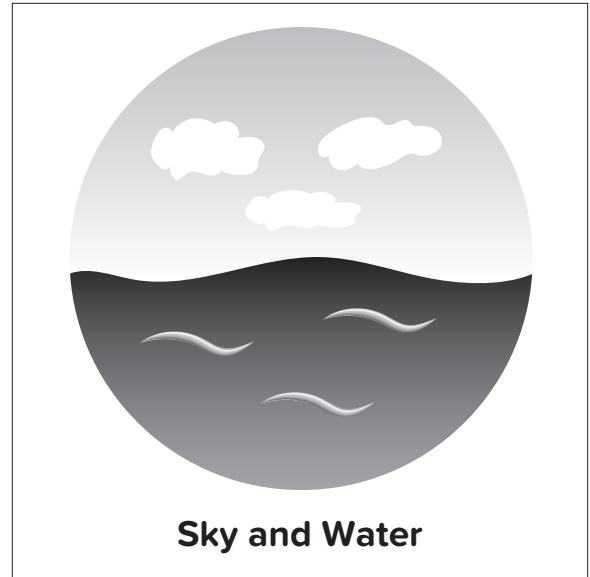
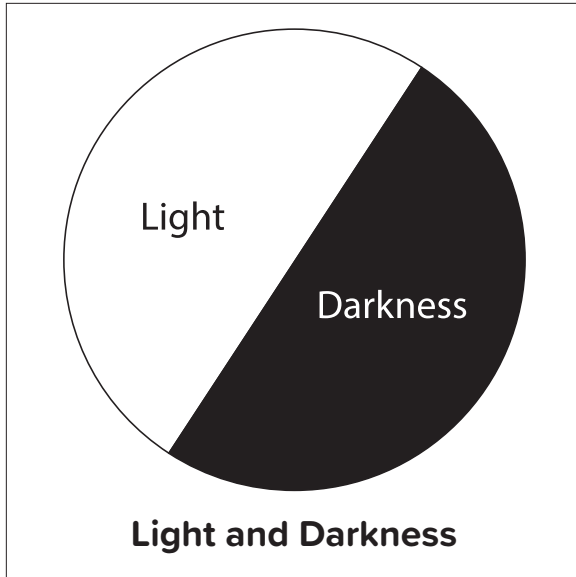
Form teams of two or three students. Give each team their patterns and have them cut them out. Then have each team match up the creation squares with the appropriate day labels (they can correct the order as the game progresses).

Each team will take turns rolling the dice and then calling out what they have agreed happened on that day. Example: A 2 is rolled. The team calls out “Light and Darkness.” The answer is wrong. They do not get a point, and each team gets to rearrange their cards in response to that answer being right or wrong. The dice will then be passed to the next team and the steps will be repeated.


Have each team take as many turns as time allows.

Have the students call out “Thank You, God, for creation!” each time you tell a team their answer is correct.

## Creation Order Game (continued)



## Creation Order Game (continued)



**Day 1**

**Day 2**

**Day 3**

**Day 4**

**Day 5**

**Day 6**